

3M™ DBI-SALA® Roof Anchorage Connectors

Wood or steel. Residential or commercial. Flat or sloped. No matter what type of roof you're working on, your fall protection system needs specialized components to help keep you safe. Our easy-to-use kits and anchorage devices provide reliable solutions and meet the latest OSHA and ANSI standards.



2100133
Roof Top Anchor for metal,
concrete, wood roofs




2100138
Standing Seam Roof Anchor



2100139
Roof Top Anchor for
membrane type roofs




2100185
Freestanding
Counterweight Anchor



2103670
Permanent Roof Anchor
with flashing and cap



2103673
Portable Reusable
Roof Anchor



2103675
Portable/Reusable Standing
Seam Roof Anchor



2103677
Portable Reusable Roof
Anchor



2104541
Detachable Roof Anchor
with flashing




2103677
Portable Reusable Roof
Anchor



2103690
3-Man Reusable Swiveling
Roof Anchor

STANDING SEAM SWIVELING ROOF ANCHOR

NON-PENETRATING DESIGN WON'T DAMAGE THE ROOF



TRUSTED, QUALITY FALL PROTECTION **PRODUCT SHEET**

360 DEGREE ROTATION

PROVIDES MAXIMUM MOBILITY

Performance and Value

The Protecta® Standing Seam Swiveling Roof Anchor is designed to be a removable and reusable anchor for residential or commercial standing seam roofs. The non-penetrating design won't damage the roof, makes it easy to install, and can be moved from jobsite to jobsite.

- Allows for 360 degree rotation and unrestricted access on rooftops
- Portable and reusable design provides added versatility
- Can be installed on a flat or sloped roof
- Meets the latest OSHA and ANSI standards

Easy to Install and Maintain

- 1) Place the seam clamps over the roof panel seams and tighten with a 3/16" hex bit with a 1/4" drive screw gun
- 2) Center the load bar and swiveling bracket and tighten clamp plates
- 3) Install self retracting lifeline to the swivel bracket using the supplied 5/8" bolt

Dismantling - Release seam clamps

Important: See User Instruction Manual for Detailed Instructions

2190001 - Standing Seam Swiveling Roof Anchor

NOTE: In Canada, add a "C" to the end of the part number

Specifications:

Material: Swivel Bracket: Steel – Seam Clamps: Aluminum

Finish: Black E-coat paint

Weight: 25 lbs (11.3kg)

Size: 30" x 12" x 8.45" (76cm x 30cm x 21cm)

Capacity: 420 lbs (190.5kg) (one person)

Universal Bracket

Accommodates most self retracting lifelines

Self Retracting Lifeline

Provides easy to use full protection for a large work area, must order separately

Portable Design

Easily moves from job site to jobsite

Swiveling Design

Allows for 360 degree rotation and unprohibited movement


Adjustable

Fits seam spacing 12" - 24"
(30.48cm - 60.96cm)

Shown with 3590500 Rebel™ Self Retracting Lifeline, must order separately (3590502 in Canada)

Non-penetrating Clamps

Attaches to roof without damage



PROTECTA

Fall Protection

Distributed by Engineered Fall Protection

Sales@EngineeredFallProtection.com

www.EngineeredFallProtection.com

Tel: (314) 492-4422